

# BTouring CRUISER

2004 MINI MOTORHOMES



*Take The Tour of a Lifetime...*

[www.BTCRUISER.COM](http://www.BTCRUISER.COM)



# BT TOURING CRUISER

Quality



**CABOVER ENTERTAINMENT CENTER AND COMFORTABLE COCKPIT • MODEL 5270**



## DRIVER CONVENIENCE PACKAGE

Make driving your BT Cruiser effortless with the addition of the driver convenience package. This option will give even the most timid driver confidence while backing up with reverse obstacle sensing and backup monitor. Keyless entry also featured in this package facilitates entering and exiting your new motor home.

Driver Convenience Package Available on Ford Chassis Only.



**BEDROOM • MODEL 5270**

## BATHROOM

Spacious bathroom design makes it easy to prepare for the day ahead.



**BATHROOM  
MODEL 5230**





**GALLEY • MODEL 5230**

## GALLEY CONVENIENCE...

Our wide-open galley offers all the comforts of your kitchen at home. 3-burner high performance range; 2-door, 2-way refrigerator and large microwave oven, you will be able to prepare any of your family's favorite meals.




## EXTERIOR STORAGE...

There is plenty of exterior storage room for your travel needs. The basement storage compartments are formed of galvanized steel for superior strength and durability. Most of them are carpeted to protect your belongings and lighted for easy loading and unloading at night.



**TAN**



**BLUE**



**GREEN**



**PLATINUM**



**GRAY**

**TAN**

Gray Carpet Available with Platinum decor only. Tan Carpet Available with Tan, Blue or Green decor.

## NICKEL PLATE HARDWARE





# BTouring CRUISER

*Exclusive*

## RESIDENTIAL STYLE CABINETS



Our residential style cabinets are constructed of solid hardwood doors and fronts that are predrilled and screwed then they are stained and top coated with a furniture grade finish that provides long lasting beauty and durability as well as adding strength and quietness to your motorhome.

Other companies use wrapped cabinet fronts prone to peeling, fading and tearing. The softer composite wood used does not hold screws as well as hardwood resulting in loss of strength and squeaking. Discoloration will degrade the beauty and lower the value of the motorhome.

## PREDRILLED HARDWOOD CONSTRUCTION



## COMPETITOR'S CABINETRY



## GALVANIZED STEEL STORAGE COMPARTMENTS



Seamless, carpeted, galvanized steel storage compartments safely cradle your valuables. Rust protective paint and foam sealed for extended life and a quiet ride.

## H-DUCTED AIR SYSTEM



Dual metal H-Ducted air conditioning system with foil bubble wrapped insulation for improved climate control.

## ONE-PIECE TEXTURED FIBERGLASS

- Excellent Weathering - Maintaining the value and resale value.
- Tear Resistance - Unlike rubber roofs, fiberglass Flexroof resists tearing, a costly and expensive repair.
- Low Maintenance - Road grime can be easily cleaned with minimal maintenance. Rubbing the roof surface restores appearance and life.
- Stain Resistance - Fiberglass Flexroof maintains its quality appearance.
- Structural Integrity - Unlike conventional roofs, fiberglass is a structural component.
- Textured Fiberglass - Helps dissipate heat and prevent tree limb damage.

## SUPER STRENGTH TRUSS SYSTEM



## 6" C CHANNEL EXTENSION

The super strength truss system is unmatched in the class C industry. The structural foundation begins by welding a network of integrated steel trusses to the chassis rails. Specifically designed to distribute and support the tremendous forces from the coach chassis rail these trusses are individually...

When the chassis is stretched, Gulf Stream adds a full 6" C channel extension versus the standard to the strength of the foundation and overall an extension that is true to the chassis.

## COMFORT PLUS SEATING





# Features & Benefits



## ROOF FEATURES & BENEFITS...

The vehicle's quality appearance enhances its


...finishing, Flexroofs hard abuse resistant finish in excellent condition that can cause leaks and lead to

...easily be removed with normal cleaning. No rubber chalking due to solar breakdown is eliminated, preserving the original resale value of the vehicle.

...of is designed to resist staining and maintain appearance.

...onal EPDM rubber roof membranes, Flexroof component of the roof system.

...eat and is slip resistant. In addition, it helps prevent tearing or scratching your roof.



...atched steel floor structure work of art. The transfer to the... tested to withstand 6,000 pounds each.

...am stands alone in the industry by using the traditional 4" or less. This practice adds peace of mind that towing is safe on

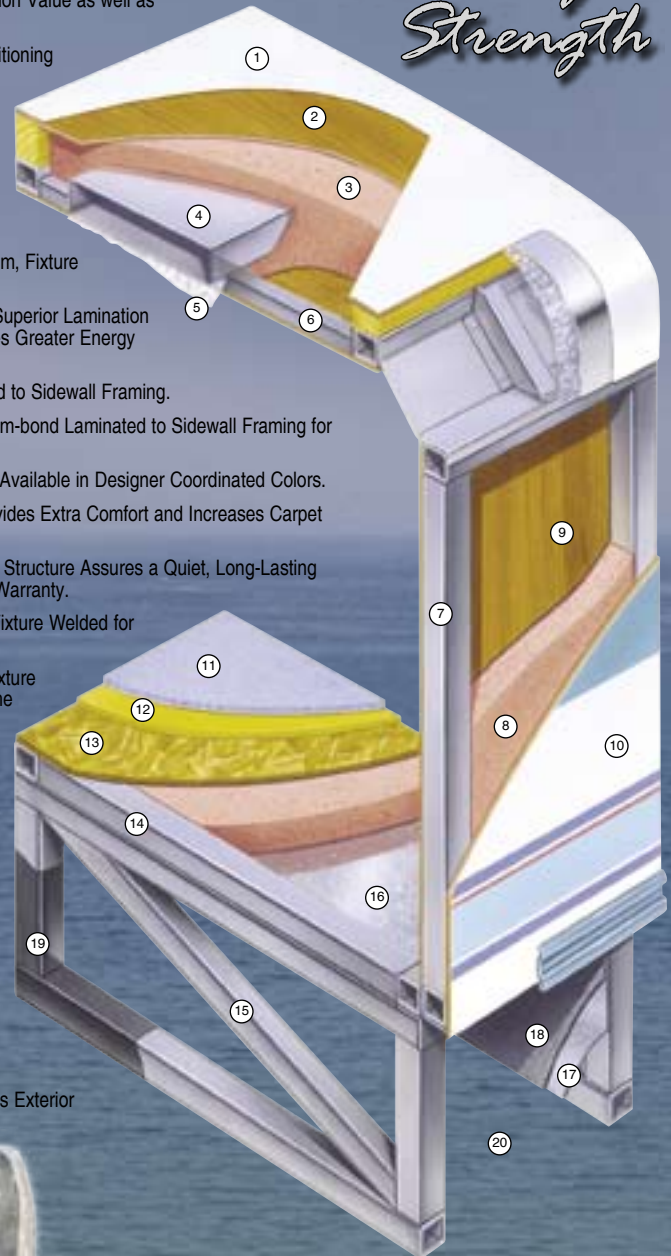
Unlike traditional plywood and foam seating Comfort Plus Seating features the strength of steel and the comfort of a sprung dinette cushion.



## TAKE THE TIME TO COMPARE... and you will find the exceptional value of a Gulf Stream Coach

1. Seamless Fiberglass Roof For Greater Energy Efficiency and Dependability.
2. Luan Decking for Additional Strength.
3. Molded, High Density EPS (Expanded Polystyrene) Roof Brick Insulation - Provided Consistent Insulation Value as well as Superior Dimensional Rigidity.
4. One-Piece Formed Aluminum Air Conditioning Duct, Completely Surrounded By EPS Insulation.
5. Bubble-Wrapped Foil Insulation Provides Superior Insulation and Helps Prevent Condensation.
6. Rugged Welded Tubular Aluminum Roof Framing.
7. Rugged Heavy-Gauge Tubular Aluminum, Fixture Welded to Form the Sidewall Framing.
8. High-Density EPS Insulation Provides Superior Lamination and Bonding Characteristics and Insures Greater Energy Efficiency.
9. Interior Wall Panels Securely Laminated to Sidewall Framing.
10. "Super Slick" Fiberglass Exterior Vacuum-bond Laminated to Sidewall Framing for Lasting Beauty and Durability.
11. High-Quality Stain-Resistant Carpeting Available in Designer Coordinated Colors.
12. Extra-Thick Padding Under Carpet Provides Extra Comfort and Increases Carpet Durability.
13. Floor Decking Laminated to Steel Floor Structure Assures a Quiet, Long-Lasting Rigid Floor and comes with a 10-Year Warranty.
14. Heavy-Gauge Tubular Steel Framing, Fixture Welded for Extra Strength and Stability.
15. Heavy-gauge Tubular Steel Framed, Fixture Welded Floor Truss System Provides the Strongest Class C Foundation in the Industry.
16. Seamless Layer of Galvanized Steel Securely Laminated to the Steel Floor Framing.
17. Galvanized Steel Used to Form Each Storage & Holding Compartment.
18. Durable All-Weather Carpeting Completes Each Accessible Storage Compartment, Providing Extra Protection for Luggage and Valuables.
19. Rust-Prohibitive Paint Coating Applied to All Steel Framing Assures Corrosion and Rust Protection.
20. The Industry's Strongest, Most Spacious Exterior Storage Compartments.

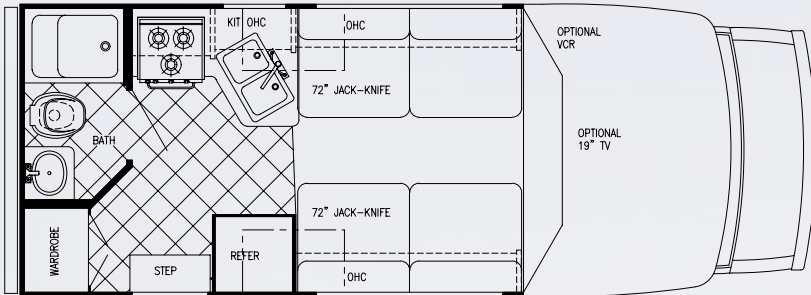
*Cradle of Strength*



# BTouring CRUISER

## Floorplans &

### MODEL 5210



#### Specifications

Chassis	Ford V-10
Engine	6.8 Liter
GVWR	10,700
Length	21'9"
Interior Height	77"
Interior Width	91.25"
Basement Storage	11.8 cu. ft.

#### Capacities

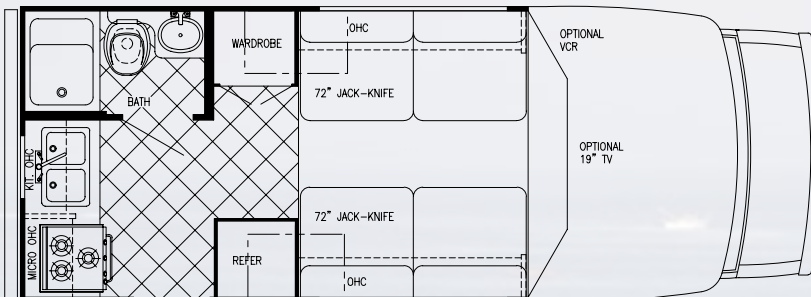
Fuel	37 Gal.
Black	30 Gal.
Grey	30 Gal.
Fresh	38 Gal.
LP Gas Tank	48 Lbs.
Furnace	25,000 btu
Water Heater	6 Gal.

Optional: Chevy V-8 (gvwr 12,300)  
Dinette/Sofa, Barrel Chairs/Sofa



**Driver Convenience PACKAGE** Available Ford Only

### MODEL 5211




#### Specifications

Chassis	Ford V-10
Engine	6.8 Liter
GVWR	10,700
Length	21'9"
Interior Height	77"
Interior Width	91.25"
Basement Storage	11.8 cu. ft.

#### Capacities

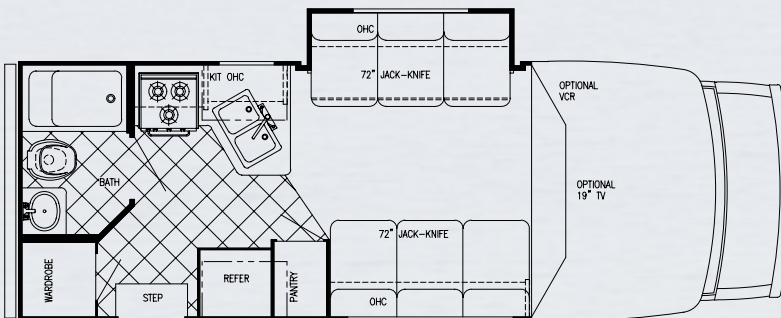
Fuel	37 Gal.
Black	30 Gal.
Grey	30 Gal.
Fresh	38 Gal.
LP Gas Tank	48 Lbs.
Furnace	25,000 btu
Water Heater	6 Gal.

Optional: Chevy V-8 (gvwr 12,300)  
Dinette/Sofa, Barrel Chairs/Sofa



**Driver Convenience PACKAGE** Available Ford Only

### MODEL 5230




#### Specifications

Chassis	Ford V-10
Engine	6.8 Liter
GVWR	11,500
Length	23'9"
Interior Height	77"
Interior Width	91.25"
Basement Storage	17.2 cu. ft.

#### Capacities

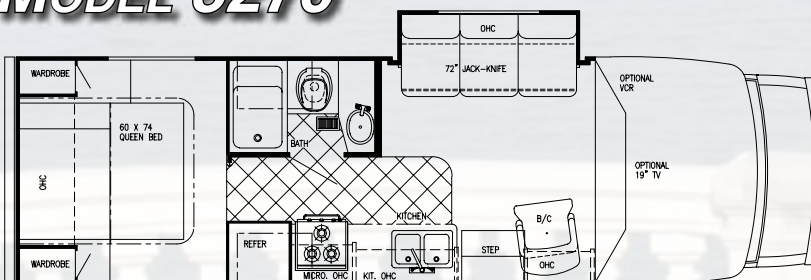
Fuel	55 Gal.
Black	30 Gal.
Grey	30 Gal.
Fresh	38 Gal.
LP Gas Tank	48 Lbs.
Furnace	25,000 btu
Water Heater	6 Gal.

Optional: Dinette/Sofa



**Driver Convenience PACKAGE** Available Ford Only

### MODEL 5270



#### Specifications

Chassis	Ford V-10
Engine	6.8 Liter
GVWR	14,050
Length	27'9"
Interior Height	77"
Interior Width	91.25"
Basement Storage	51.4 cu. ft.

#### Capacities

Fuel	55 Gal.
Black	38 Gal.
Grey	38 Gal.
Fresh	38 Gal.
LP Gas Tank	48 Lbs.
Furnace	25,000 btu
Water Heater	6 Gal.

Optional: Dinette/Barrel Chair

**Driver Convenience PACKAGE** Available Ford Only



## Interior & Decor

- Deluxe Carpet w/ Padding Throughout
- Hardwood Cabinet Stiles & Doors
- 2-way Driver & Passenger Seats
- Valances, Lambrequins & Shades on Windows
- Power Vent in Commode
- Fabric Ceiling
- TV Cabinet

## Electrical Systems

- Easy-Store 30' Power Cord
- Electric Converter w/ Charger (55 amps)
- Battery Disconnect
- Auxiliary Battery
- Generator Prep.
- Electric Step

## Appliances

- 3 Burner Range Top
- Power Range Hood
- Double Door Refer
- Microwave
- Ducted Roof Air
- LP Leak Detector
- Carbon Monoxide Detector

## Bath & Water

- Full Size Bathroom
- Demand Water System
- City Water Hookup
- Water Bypass Valve

## Exterior Construction

- Smooth Fiberglass exterior
- Welded Aluminum Cage Construction
- Fiberglass Roof
- Fiberglass Front Caps & Wings
- Tubular Steel Floor
- Laminated Floor w/ Metal Underbelly
- Foam Seal & Undercoating
- Expansive Radius Windows
- Stainless Steel Wheel Covers
- Outside Grab Handle
- Fiberglass Running Boards

## Chassis

- 6.8 Liter Ford V-10
- CD/Cassette Player - AM/FM Stereo w/ 4 speakers
- Power Brakes & Steering
- Radial Tires
- Cruise Control
- Power Windows and Locks

## Coach-Net<sup>®</sup>

### 24 HR. EMERGENCY ROADSIDE ASSISTANCE

- One Year Coach-Net Membership
- Towing and Winching • Delivery of emergency Fluids
- Flat Tire Change • Jump-Start / Battery Boost
- Mobile Mechanic • Lockout

## Popular Options

- V-8 6.0L Chevy Chassis (5210, 5211)
- Generator
- Awning
- 3 Burner Range w/ Oven
- Hitch
- 19" Television
- DVD Player
- Heated Remote mirrors
- Driver Convenience Package
- G-Force Package



Experience the essence of the great outdoors with your BT Cruiser G-force package.

Go off road with confidence and comfort to make any location your own personal campground.



## G-FORCE PACKAGE INCLUDES:

Upper Light Bar w/ Fog Lights & Driving Lights, Steel Grill Guard, Graphics Upgrade, All Terrain Tires, Aluminum Alcoa Wheels, Roof Rack and Ladder, Superslick Fiberglass Sidewalls, Roadstar Antenna.

### Optional Trailer Towing Package:

(Hitch, Receiver, Plug & Sway Bars and Trailer Brake Controller) Only available with G-Force Package

The G-Force is available on models 5210, 5211, 5230. • Not available with Chevrolet chassis option.



STANDARD EXTERIOR GRAPHICS

OPTIONAL PAINTED SKIRT