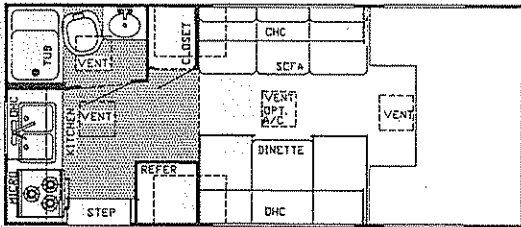
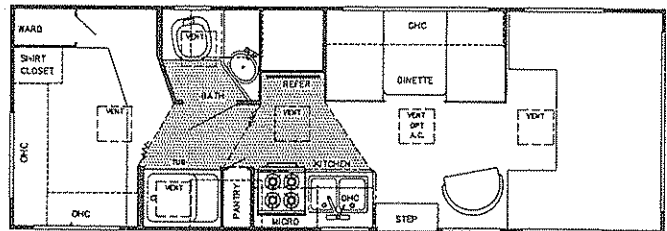


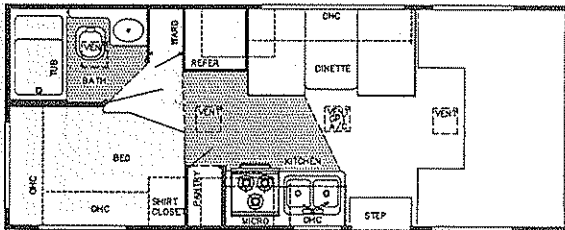
# Yellowstone capri lx FLOORPLANS



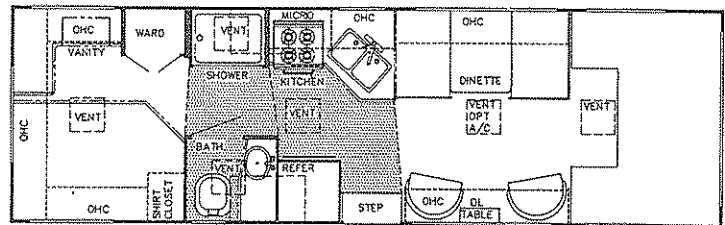
Model 6200



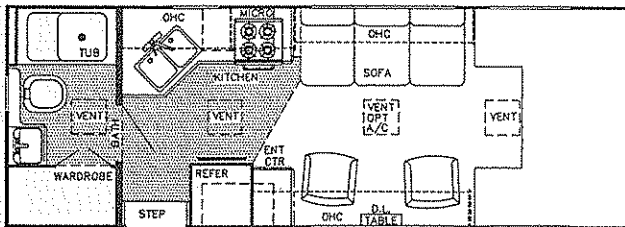
Model 6242



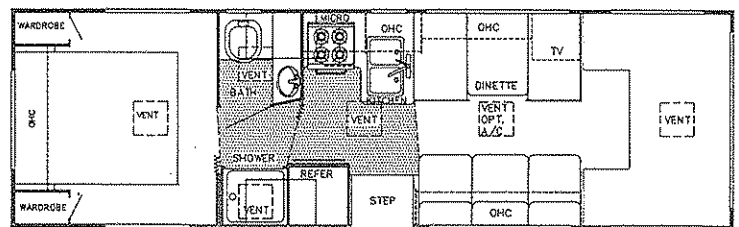
Model 6210



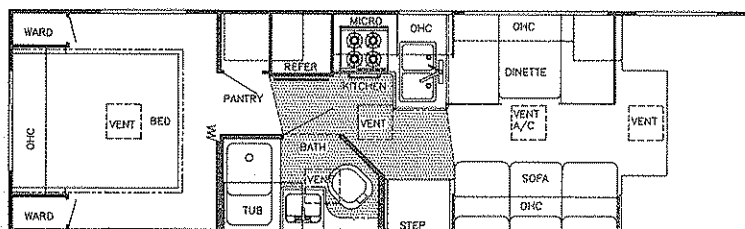
Model 6262 (Twin Beds, or Bunks Opt., Sofa Opt. p/o chairs)



Model 6233



Model 6272 (Twin Beds, Slider Bed, or Bunks Opt.)



Model 6293 (Twin Beds, Slider Bed, or Bunks Opt.)

# Yellowstone capri lx

## Standard Specifications

### Interior and Decor

- o 6'-8" Interior Height (Most Models)
- o Stile Constructed Cabinetry
- o Raised Panel Cabinet Doors
- o Privacy Curtain Cab
- o Deluxe Carpet w/Pad Throughout
- o Generous Overhead Storage
- o 3-Way Driver & Passenger Seat
- o Coordinated Bedspreads & Shams (opt.)
- o Decorator Curtains & Shades w/ Valances
- o Queen Size Bed, Cab-Over
- o Power Vent in Commode
- o Tile Tub Surround

### Exterior and Construction

- o Welded Aluminum Cage Construction
- o 4-Ply Laminated Walls, Roof & Floor
- o Dura-Tech Fiberglass Exterior
- o Laminated Rubber Roof w/ Heliarc-Welded Aluminum Rafters
- o Tubular Steel Floor
- o Laminated Floor w/ Metal Underbelly
- o Foamed, Sealed & Undercoated
- o Generous Above-Floor Exterior Storage
- o Full Basement Storage Available (some models)
- o Distinctive Exterior Graphics
- o Expansive Radius Slider Windows
- o Hose Storage Bumper
- o Self Storing Entry Step
- o Front Cab-Over Window
- o Outside Grab Handle
- o Porch Light
- o Chrome Bumper Cover (opt.)
- o Aluminum Running Boards (opt.)
- o Dead Bolt on Entry door
- o Spare Tire Carrier
- o Rear Ladder (opt.)
- o Mag-Look Wheel Covers

### Electrical Systems

- o Easy Store 25' Elect. Power Cord
- o Overhead Reading Lights
- o 110-Volt Receptacles
- o Ground Fault Circuit Interrupter
- o Well Illuminated Interiors
- o Outside Receptacle
- o TV Antenna w/Amp & Boost
- o Auxiliary Battery
- o Converter w/Charger
- o Generator Prep
- o AM/FM Cassette w/4 Speakers
- o Monitor Panel

### Appliances

- o 3-Burner Range
- o Large 2-Way Sgl. Door Refer.(20' - 21')
- o Large 2-Way Dbl. Door Refer.(23' - 27')
- o Microwave Installed (opt.)
- o 6 Gal. Elect. Ign. Water Heater
- o 25,000 BTU Furnace
- o 13,500 BTU Roof Air
- o Large LP Gas Tank
- o Carbon Monoxide Detector

### Bath and Water

- o Dual Holding Tanks - Approx. 80 Gal. (most models)
- o Fresh Water Capacity - Approx. 40 Gal. (most models)
- o Demand Water System
- o City Water Hook-Up
- o Tub/Shower Combo
- o Lavatory w/Base Cabinet Storage

### Chevrolet Chassis

- o 350 CID Engine
- o 4 Speed Auto. Overdrive Trans.
- o Tilt Wheel Steering
- o Power Brakes & Steering
- o Deluxe Exterior Mirrors
- o Radial Tires
- o Cruise Control
- o Gas Tank - Approx. 32 Gal.

### Ford Chassis

- o Standard on 26', 27' & 29' Models
- o Optional on Other Floorplans
- o 460 CID Fuel-Injected Engine
- o 4 Speed Auto. Overdrive Trans.
- o Tilt Wheel Steering
- o Power Brakes & Steering
- o Deluxe Exterior Mirrors
- o Radial Tires
- o Cruise Control
- o Gas Tank - Approx. 35 Gal. (20' - 21')  
Approx. 55 Gal. (23' & Larger)
- o FORD Turbo Diesel Chassis Opt.

For further information, contact your local dealer or Yellowstone at 1-800-811-0302. Yellowstone reserves the right to make changes in prices, colors, materials, components and specifications and to discontinue models at any time without notice or obligation. Yellowstone assumes no responsibility for any error in type or print reproduction of specifications or floorplans in this brochure. 11/95

YOUR DEALER



**Yellowstone**  
QUALITY RECREATIONAL VEHICLES  
26535 US 6 EAST, NAPPANEE IN 46550

